


教育质量年度报告

(2020)

安庆市建筑工程学校

二 二 年十二月





2006		
2007		
2009		
2010	“ ”	
2012	“ ”	
2013		
2014	“ ”	
2014		
2015		
2015	2014-2015	
2016	2015	
2016	2015-2016	
2016	“ ”	
2016	“ ”	
2016	2015 “ ”	
2016	2016 “ ”	
2016	“ ”	
2017		
2017	“ ”	
2017	“ ”	
2017	“ ”	
2017	2017-2018	
2017		
2018		
2018		

2018		
2018		
2018		
2018		
2019	" "	
2019		
2019		
2019		
2019		
2019		
2019		
2019		
2020		
2020		
2020		
2020		
2020		

	2019	2020	2018 2019	2019 2020
()	128	132	330	298
	1743	1250	4136	4454
	1871	1382	4466	4752

79 () 66 5 1 ()
 34 51.5% 25 37.9%
 7 10.6%
 17 25.8% 19.7% “
 ” “ ” 10
 7 62 94%
 13 19.7% “ ” 33
 50% 30

2020

2020

79

	26	6	18	2	19	6	1	4
	40	7	31	2	18	16	6	29
	66	13	49	4	37	22	7	33
%		19.7	74.2	6.1	56.1	33.3	10.6	50%
	66			5.1				5 7.6%

	2019	2020
	67 5 1	66 5 1
	36	40
“ ”	50.7%	50.0%
	7.5%	7.6%
	73.0%	74.2%
	20.9%	19.7%
	49.3%	56.1%


—

	2018	2020
	22.9	22.9
	17125.68 m ²	17125.68m ²
	721.87	808.56
	582	657
	2.33	2.33





2020



2020



“

”



2019 2020

98.3%

88%


2020

274

91

91

60%





1

95%

2

95%

3

0

“ ” “ ” 92%

“ ” 6% “ ” 2%

4

56

4 7% 6 11%

46

82%

“ ”

1

2

3

2020		107		
9	16 05		20	
18 69%	2 15			6
	1500	0 9	2020	92
			7	13 8
	24		26 09%	2 6
		6	0 9	
2020	185			
	14	26 43		63
		14	2 1	34 05%
	6 7	2020	184	
		21	26 61	
82			21	3 15
44 57%		8 75		

12 12 10

3 88

		()	()		()	()		()	()	
20		107	16.05	100%	20	2.15	18.69%	21	1.1988	7.19%
		185	26.43	100%	63	6.7	34.05%			
20		92	13.8	100%	24	2.6	26.09%	28	2.6843	10.14%
		184	26.61	100%	82	8.75	44.57%			
		568	82.89		189	20.2		49	3.8831	

		()	()	()	()	()	()
20		9	1.35	6	0.9	23	1.1988
		14	2.04	14	2.1		
20		7	1.05	6	0.9	28	2.6843
		21	3.12	21	3.15		
		51	7.56	47	7.05	51	3.8831

1
2020

2 (

-

“ ” “ CAD’

) 8

-

2

2

2006

2005

2005 3

2006 2011

“

”

“

”

“

”

“

”

“

”

2020

2

(5)

2

3

2020

“ 2020

”



- “2+3”

3DMAX

CAD

CAD

2020

	/	
1		
2		
3		
4		
5		
6		
7		
8		
9		
10		
11		
12		
13		

“ ”

“ ”

2020

1

2020

2

1

“

”

”

2020

1				
2				
3				
4				
5				
6		2019	---	/ / /
7		2020		
8		2020		
9				
10				
11			2020	
12		2020	-	
13		2020	-	
14			" "	
15			" "	
16			" "	
17			" "	
18		NERC		
19		2020		
20		2021		
21		18 3 2020		

2020-2023

“

”

2020

80	80	100%
1072	1072	100% 2020
“	”	100% 2020
	100%	

1	“ 5 12”	290	281	96.90%
2	“ ”	293	240	81.91%
3		272	272	100%
4		269	269	100%
5	119	268	268	100%
6	122	268	268	100%
7		1072	1072	100.00%
				96.97%

“

” “

” “

” “

”

2020-2021

66

“

”

50

1

2

CAD

3

4

2020 9 70
30

“

”

“

” “

”

“

”

“ ”

2020

2020

13

1	
2	
3	
4	
5	
6	
7	
8	
9	
10	
11	
12	
13	

“ ”

60%
40%

“ ”

“

”

“

”

“

”

74%

“

”

“ ” 2020

2

2020

	()
2020	21889
	21889

1			30000
			30000
2			3000
3			24300
4		800	1412
		612	
			6000
5			1196
			95908

“ ”

1	2020	1670
2	2020	2040
3	2020	660
4	2020	1644
5	2020	1516
6	2020	2484
7	ATA 2020	240
8	ATA2020	1380
9		330
10	2020	1232
11	2020	256

12	2020	1260
13	ATA2020	1200
14	2020	420
15	2020	1160
16		90
17	ATA	278
18	2021	160
19	2020	1545
		19565

10

“

”

”

“

”

“

“

” “

”

“

2000

” “

” “

” “

”

2017

“

”

2017

2018

“

”

2009

2020

2020 5

2020 5 13

2020

4	5	6	21		
2020	9	10	11	28	
2	11		12	31	1.57

1.1

“

”

2017 2017 2018
2017 2019
2020

“ ”

40

4

1.

2

3

19.7% 40 50

22.7% 50 60

66

30 40

57.6%

»

1